

Creative Sewing Centers Class List

14869 Granada Ave., Apple Valley, 952-431-6688

Please, call to reserve your spot!


Call to set up special classes for kids!

We can teach Scouts, Birthdays, 4-H, Home-Schoolers or other groups

ALL Classes are \$15.00 each and are at 1:00pm or 6:30pm unless noted.

Basic Embroidery Classes

Learn a New Technique at each class. Most classes include a 4x4 option. We provide the stabilizer and a design for each class. Come in for supply list, to reserve your spot, and to see our samples.



Halloween Lace

Learn how to make freestanding lace while making a cute Halloween ornament. Try some glow-in-the-dark thread for an eerie effect!

Educator: Brenda

September 17th 1:00pm or 6:30pm




Embroider Your Own T-Shirt

Learn to embroider on a T-shirt. Bring your own T-shirt and design. We will help you stitch it out or try one of our fun kids designs.

Educator: Brenda

October 15th 1:00pm or 6:30pm



Kitchen Towel Pillow

Learn to embroider on a flour sack towel. Leave it as a towel or turn it into a quick pillow cover. Makes a very quick gift.

Educator: Brenda

November 5th 1:00pm or 6:30pm



Make and Take Holiday Gift –Wine Apron or Gift Tag

Make up a quick last minute Christmas gift. Great for gift exchanges or a hostess gift. We'll have a couple of projects to choose from.

Educator: Brenda

December 10th 1:00 or 6:30

FREE Embroidery DEMO on the Brother Dream Machine and Baby Lock Destiny!!!

Continuous Hoop Function

Come watch a demo on the continuous hoop function that is built into many of the embroidery machines. Also see the border hoop. No need to bring your machine; we will demo on our floor models.

Educator: Brenda

Date: October 29th 1:00pm or 6:30pm

Visit to our website for our classes and information

www.creativesewingcentersmn.com

Please, call to reserve your spot! 952-431-6688

Embroidery Club



Mug Rug

The entire project is completed in the hoop. No sewing required! Learn to do an appliqué and learn to do “In-the-Hoop” patchwork.

Educator: Brenda

September 24th 1:00 or 6:30



Modern Cross Stitch

A fast and easy way to stitch counted cross stitch. Learn to stitch out cross-stitch designs. Finish the piece your own way. Examples of several possible ways to finish your project will be shown, and project will be finished outside of class.

Educator: Brenda

October 22nd 1:00 or 6:30



Christmas Plant Cozy

Make a cozy for your poinsettia or use the small cozy as a fun candy dish. Design comes in three sizes. We will make the snowman design in class.

Educator: Brenda

November 19th 1:00pm or 6:30pm



Winter Delight

Make these cute placemats or a centerpiece for your holiday table. If you are short on time, finish them after the holiday rush and have a nice centerpiece for your winter table. This entire piece is done in the hoop and is reversable.

Educator: Brenda

December 17th 1:00pm or 6:30pm

POTLUCK P.J. PARTY Sewing & Embroidery

Join us on a Friday for a fun night of embroidery. We start the night with a pot luck meal.



Halloween Wall Hanging

In September, come and start the embroidery pieces of this fun wall hanging. Learn to do appliqué. When you go home, you can finish the rest of the embroidery pieces.

In October, learn to put the pieces together and finish the wall hanging.

Educator: Brenda

PJ Party September 11th 6:00-11:00

PJ Party October 9th 6:00-11:00

Gift Registry

Let your loved ones know to come here for your Birthday or Christmas gift list. We will keep it on file and you will get everything you always wanted.

Visit to our website for our classes and information

www.creativesewingcentersmn.com

Please, call to reserve your spot! 952-431-6688

Quilting and Sewing Classes



Lightweight Robe – Intermediate

Use either your Serger or your Sewing Machine to put together a comfy lightweight robe for yourself or as a gift. This class is a 3-part class. Cost: \$45

Educator: Lona

Dates: Oct. 6th, 13th and 27th 1:00pm or 6:30pm



Crazy Patch Placemats – PJ Party and Potluck Dinner

Set your table with flare with this set of fun and easy placemats. Great for gifts or to create a new look for your dinner table. We'll start with a potluck dinner and sew the night away! Come and join the fun.

Educator: Tracy

Date: October 30th 6:00pm



Lollipop Bags – all skill levels

Fun little all-purpose bags to make as a gift or as a treat for yourself. Finished size: 5 1/2" x 9" x 2 1/2". Pattern: \$6.50

Educator: Lona

Date: November 17th 1:00pm or 6:30pm



Spicy Spiral Table Runner

Just 9 fat quarters and a 9 degree ruler create this unique design. Spice up your table with this Spicy Spiral Table Runner! You'll want to whip up one for every season. This is a 2-part class. Class fee: \$30 plus pattern. Finished size: 42" x 25"

Educator: Tracy

Date: Tuesday, December 1st & 8th 1:00pm or 6:30pm

Creative Sewing Centers

14869 Granada Ave., Apple Valley

Please, call to reserve your spot!

952-431-6688





Visit to our website for our classes and information

www.creativesewingcentersmn.com

Please, call to reserve your spot! 952-431-6688

Kids Classes

Kids Classes: \$20 (includes all supplies; sewing machines are provided in class)
All classes are either Friday evening at 6:00 pm or Saturday morning at 9:30

	<p><u>Patchwork Pencil Pouch</u></p> <p>Just in time for school. Come make your own pencil pouch. Find out how easy it is, and you will be making more as gifts.</p> <p>Educator: Debbie Date: Sept. 25th at 6:00pm or Sept. 26th at 9:30am</p>
	<p><u>Flower Pin Cushion</u></p> <p>Make yourself a fun, easy, and usable pincushion. It's so easy you will want to make several more!</p> <p>Educator: Debbie Date: Oct. 23rd at 6:00pm or Oct. 24th at 9:30am</p>
	<p><u>Gathered Round Basket</u></p> <p>You will learn how to gather and put a binding on with this fun and usable project. Another one you will be making more of to give away as gifts.</p> <p>Educator: Debbie Date: Nov. 20th at 6:00pm or Nov. 21st at 9:30am</p>
	<p><u>Messenger Bag</u></p> <p>With so many people having a tablet or iPad now, come make yourself a fun bag to carry them in. Quick and easy project.</p> <p>Educator: Debbie Date: Dec. 18th at 6:00pm or Dec. 19th at 9:30pm</p>

Visit to our website for our classes and information
www.creativesewingcentersmn.com
Please, call to reserve your spot! 952-431-6688